

**www.fischertechnik.de**



Bauanleitung  
Assembly instruction  
Instructions de montage  
Bouwhandleiding  
Instrucciones de construcción

Manual de montagem  
Istruzioni di montaggio  
Инструкция по сборке  
安装说明书

# JUNIOR Engineer

## MODELS

12





3



5



7



10



13



16



19



22



25








29



33



40

|   |               |   |                |  |                |   |                |
|---|---------------|---|----------------|--|----------------|---|----------------|
|     | 31 010<br>5 x |     | 35 049<br>10 x |     | 38 245<br>4 x  |     | 132 223<br>1 x |
|    | 31 011<br>8 x |    | 35 073<br>1 x  |     | 38 260<br>2 x  |    | 142 251<br>4 x |
|    | 31 061<br>7 x |    | 36 576<br>1 x  |     | 38 411<br>2 x  |    | 142 252<br>4 x |
|    | 31 330<br>1 x |    | 36 586<br>4 x  |     | 38 423<br>25 x |    | 142 297<br>1 x |
|    | 31 632<br>1 x |    | 36 593<br>1 x  |    | 38 428<br>11 x |    | 144 446<br>1 x |
|    | 31 690<br>1 x |    | 36 925<br>1 x  |     | 78 728<br>3 x  |    | 145 415<br>1 x |
|    | 31 978<br>1 x |    | 37 237<br>11 x |    | 122 641<br>1 x |    | 145 416<br>1 x |
|    | 31 984<br>1 x |    | 37 238<br>3 x  |     | 122 649<br>1 x |    | 172 804<br>5 x |
|  | 31 997<br>1 x |  | 37 468<br>3 x  |  | 127 298<br>1 x |  | 172 805<br>5 x |
|  | 31 998<br>1 x |  | 38 225<br>1 x  |   | 127 471<br>5 x |  | 191 509<br>1 x |
|  | 32 064<br>3 x |  | 38 240<br>2 x  |   | 127 472<br>2 x |   |                |
|  | 35 039<br>1 x |  | 38 241<br>2 x  |   | 130 593<br>1 x |   |                |

Die Solarzellen funktionieren bei Sonnenlicht oder mit einer Halogenlampe. Energiesparlampen oder Leuchtstoffröhren sind nicht geeignet.

The solar cells work with sunlight or with a halogen light. CFL bulbs or fluorescent lights are not suitable.

Les cellules solaires fonctionnent si elles sont exposées aux rayons du soleil ou à la lumière d'une lampe halogène. Les lampes à faible consommation d'énergie ou les tubes fluorescents ne sont pas appropriés.

De zonnecellen werken op zonlicht of met behulp van een halogeenlamp. Spaarlampen of TL-lampen zijn niet geschikt.

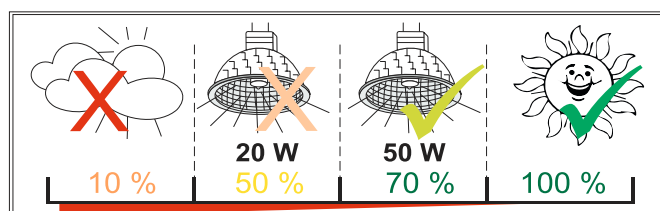
Las celdas solares funcionan con luz solar o una lámpara halógena. Lámparas de ahorro de energía o tubos fluorescentes no son apropiados.

As células solares funcionam com luz solar ou uma lâmpada de halogênio. Lâmpadas economizadoras de energia ou lâmpadas fluorescentes não são adequadas.

Le celle solari funzionano con la luce del sole o con una lampada alogena. Le lampade a risparmio energetico e i tubi fluorescenti non sono adatti.

Солнечные элементы работают от солнечного света или галогенной лампы. Энергосберегающие и люминесцентные лампы не подходят.

C太阳能电池在太阳光下或用卤素灯工作。不适合使用节能灯或荧光灯管。



Alle Einzelteile, insbesondere bewegliche Teile sind falls notwendig zu warten und zu reinigen.

All components, especially moving parts, should be maintained and cleaned as necessary.

Toutes les pièces détachées et en particulier les pièces mobiles, sont, si nécessaire, à entretenir et à nettoyer.

Alle onderdelen, vooral de bewegende delen, kunnen, indien noodzakelijk, onderhouden en gereinigd worden.

Es necesario mantener limpio y en buen estado cada una de las piezas. Particularmente las piezas móviles.

Todas as peças individuais, especialmente peças móveis, devem ser submetidas à manutenção e limpas se necessário."


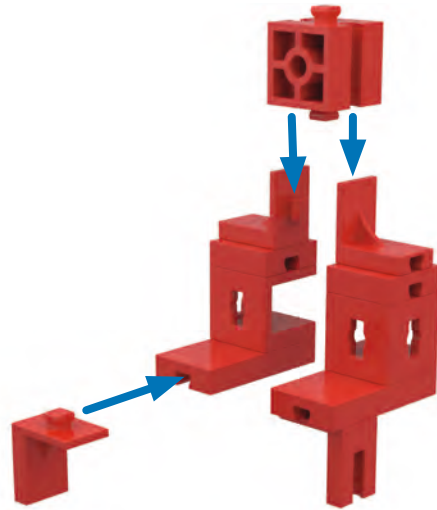

Se necessario, tutti i singoli componenti, soprattutto le parti mobili, si devono eventualmente sottoporre a manutenzione e pulizia.

Все детали, особенно подвижные, требуют ухода и чистки.

必要时应保养和清洁所有零件，尤指运动部件。





1



2



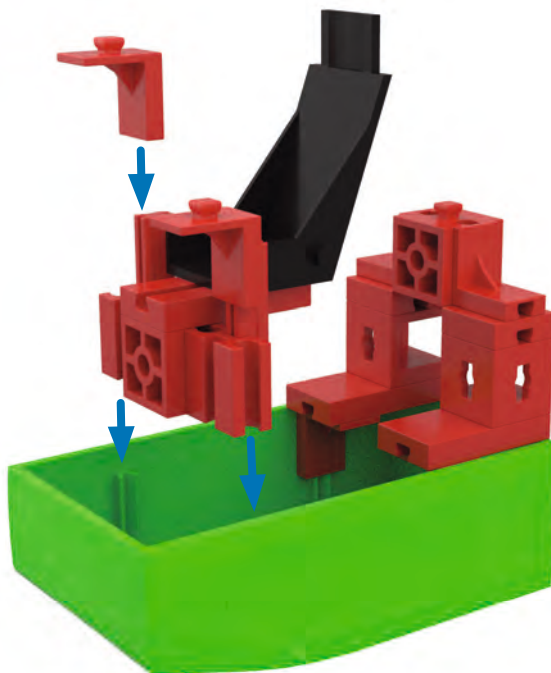


3






4





5







1




2



3



4



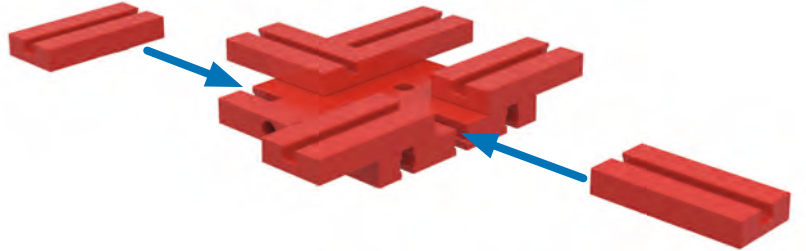

5









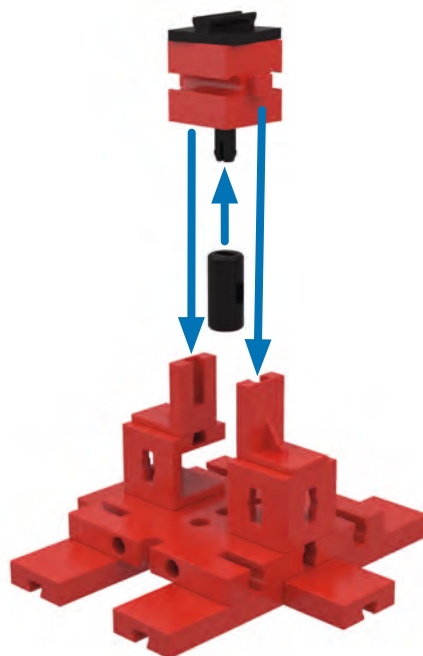
1





2







3




4




5



6

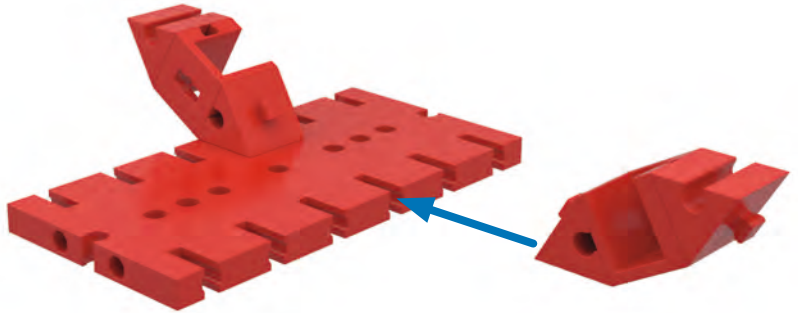









1

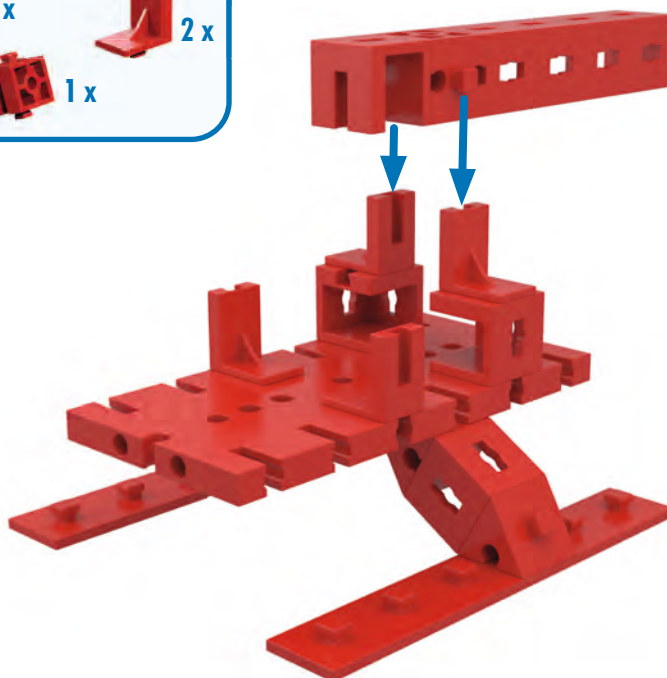



2




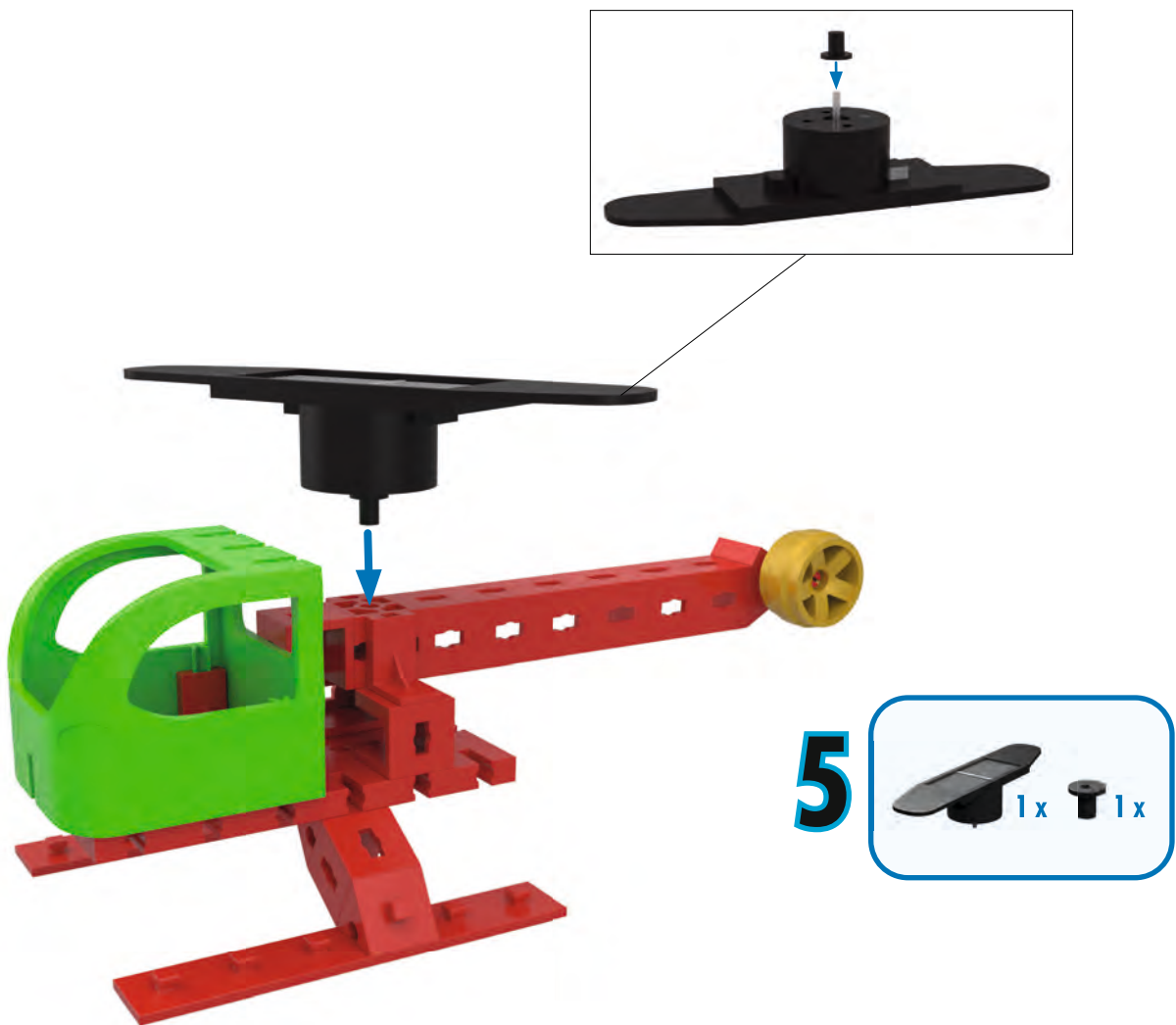


3



4













**1**

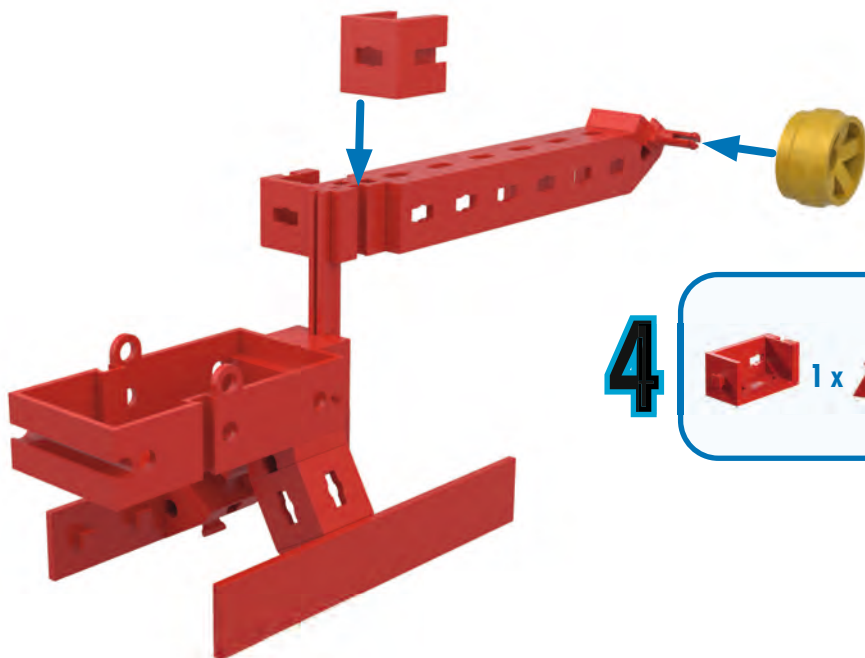


**2**



**3**







4



5





6







7






1



2




3




4

1x 1x 1x 2x




5

1x 2x 1x 1x



6

4x 2x









7







1




2




3







4



5





6



2 x



4 x

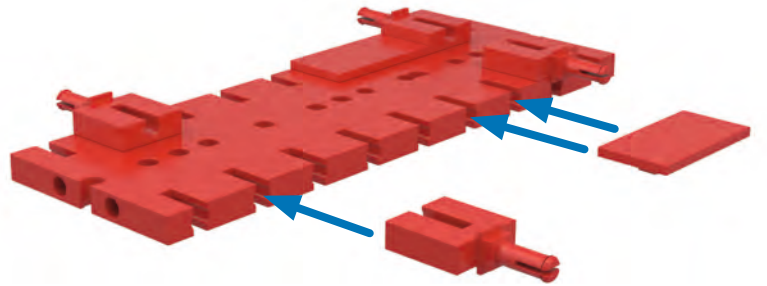



4 x







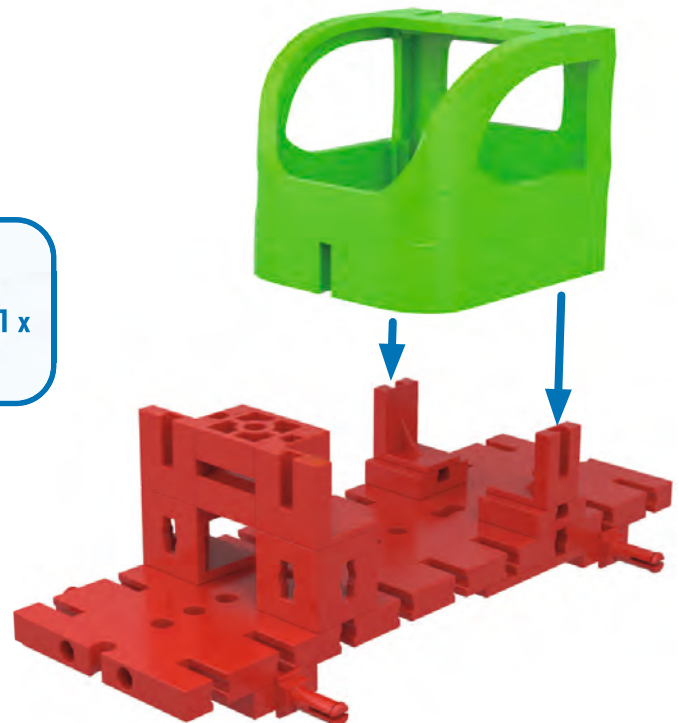
1




2




3






4




5





6




1 x



4 x





4 x







1



2



3





4



5



6










7



8



9



# 10



1x



4x

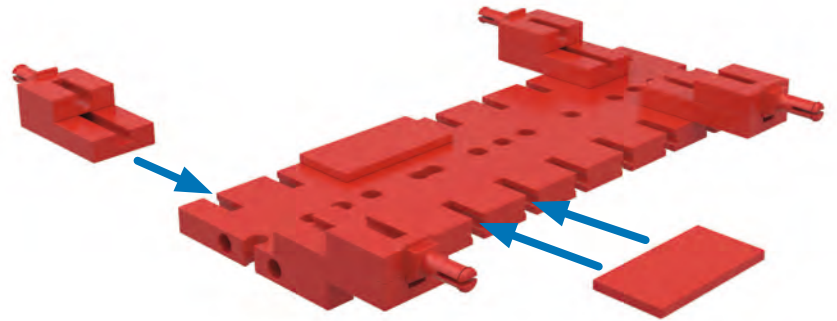



4x








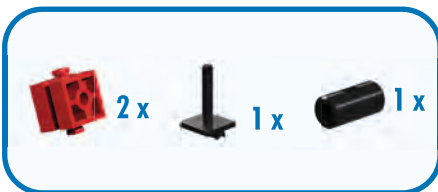
1

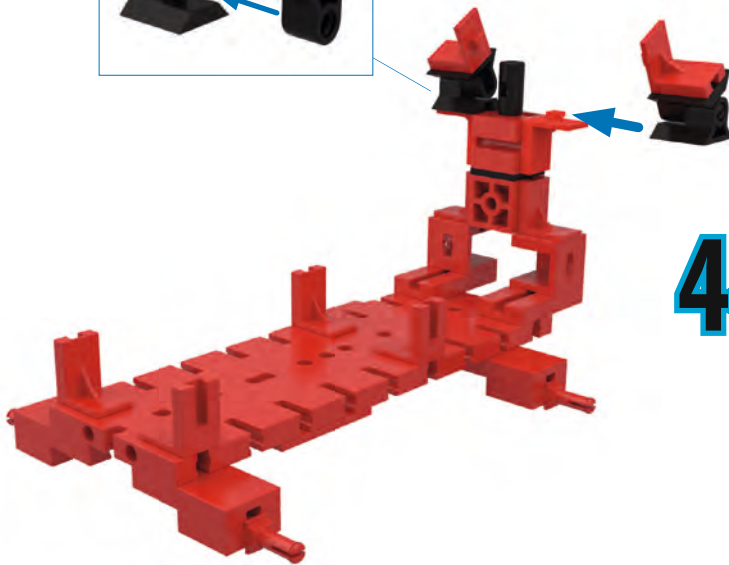



2



3






4

2 x 2 x 2 x 4 x

5

1 x 1 x 1 x 1 x





6

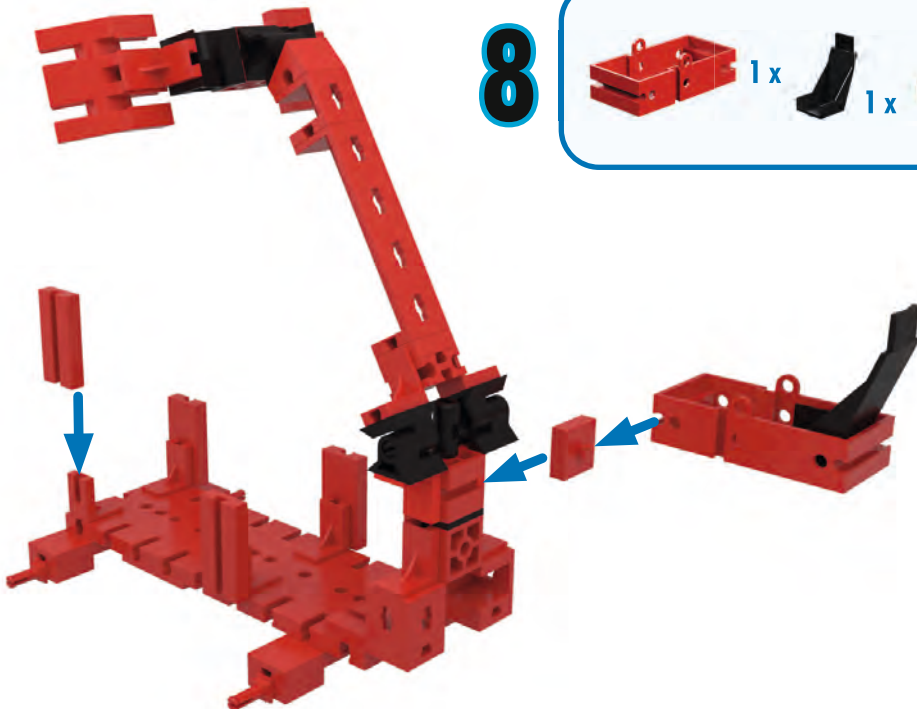
3 x 3 x 1 x 1 x



7



8





9

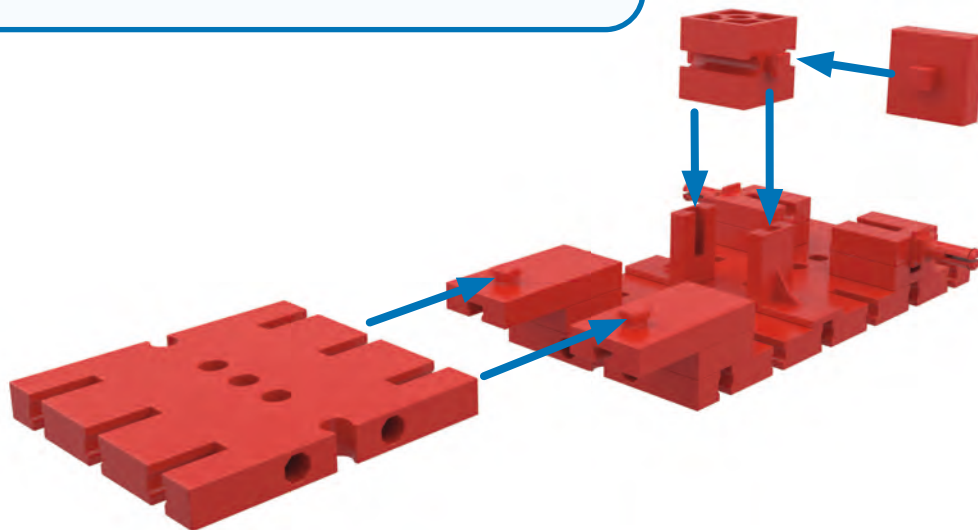




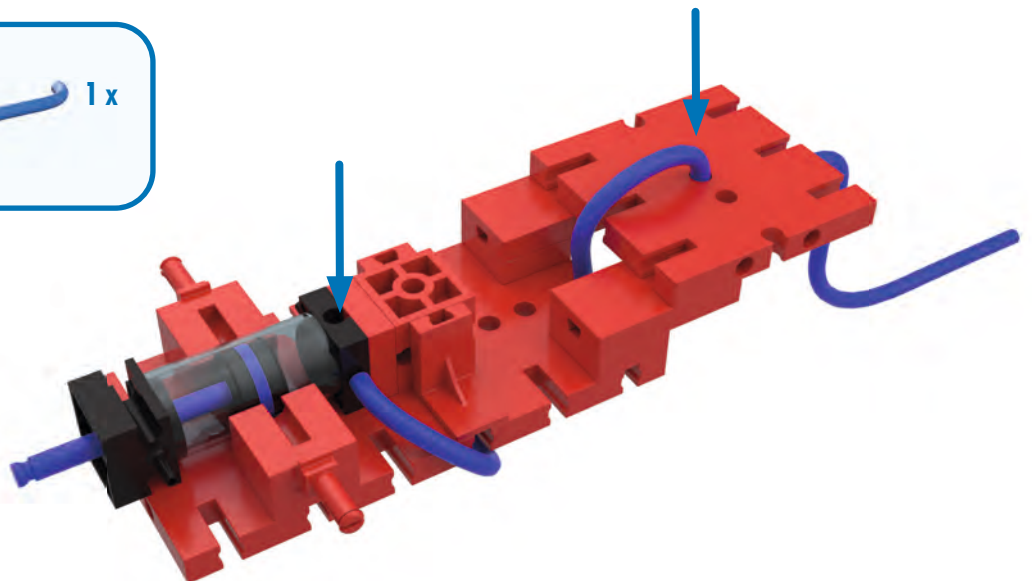
1



2




3



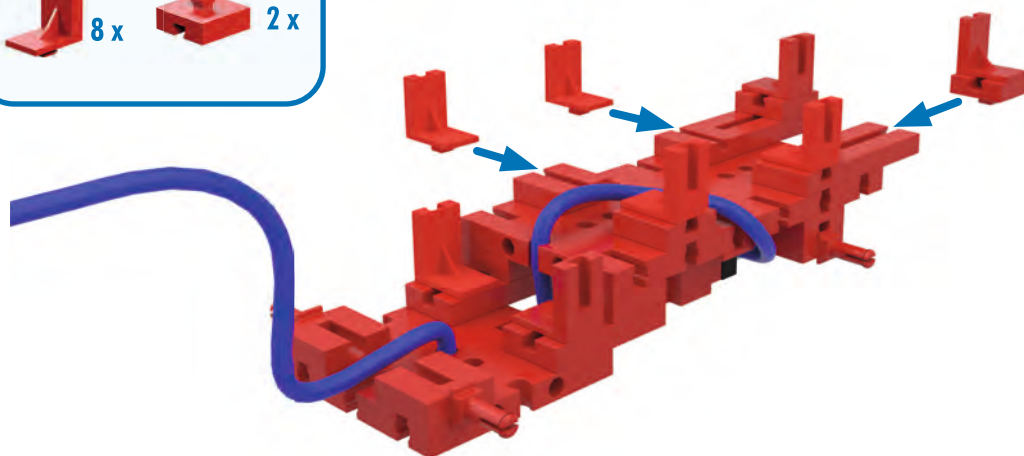
4

4 x 2 x 2 x



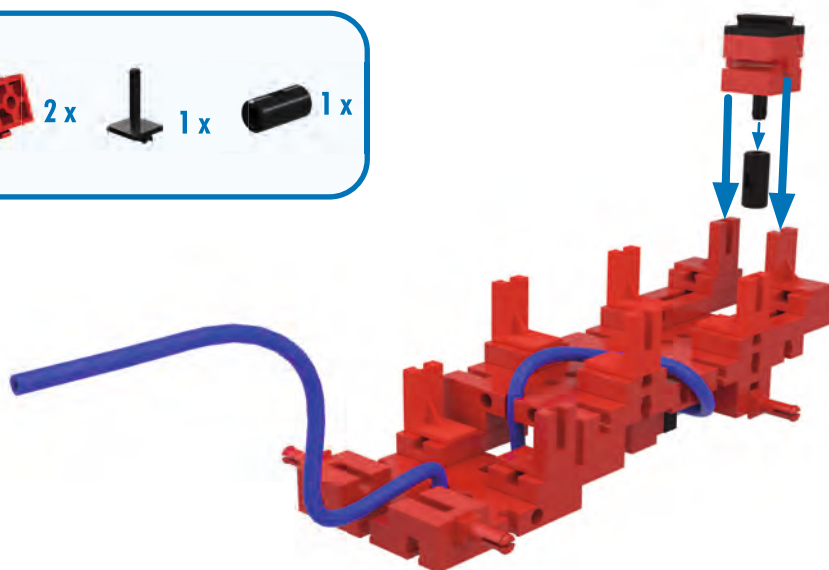
5

8 x 2 x





6

2 x 1 x 1 x


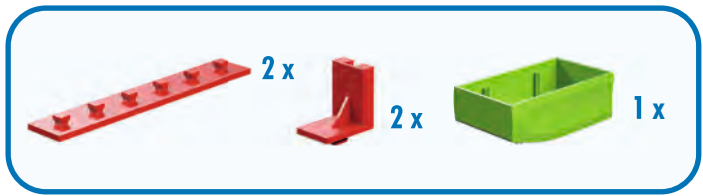





7



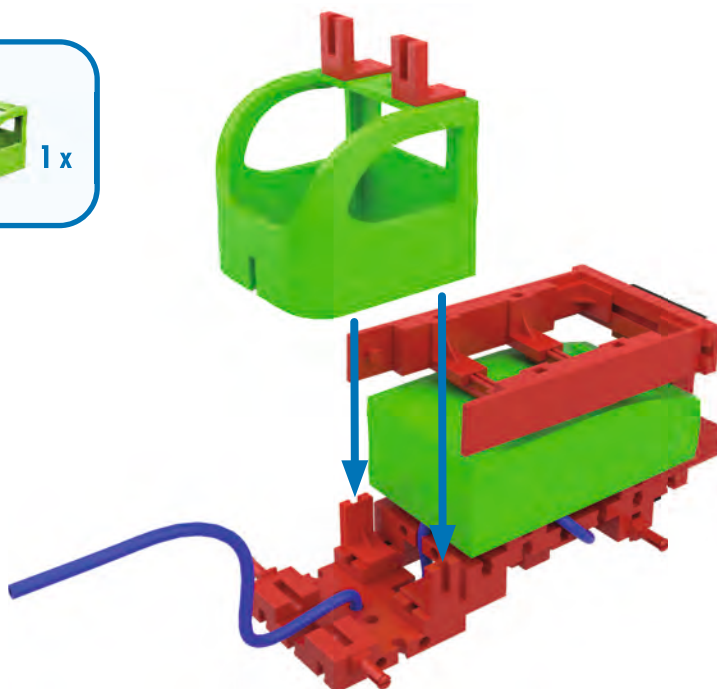
8



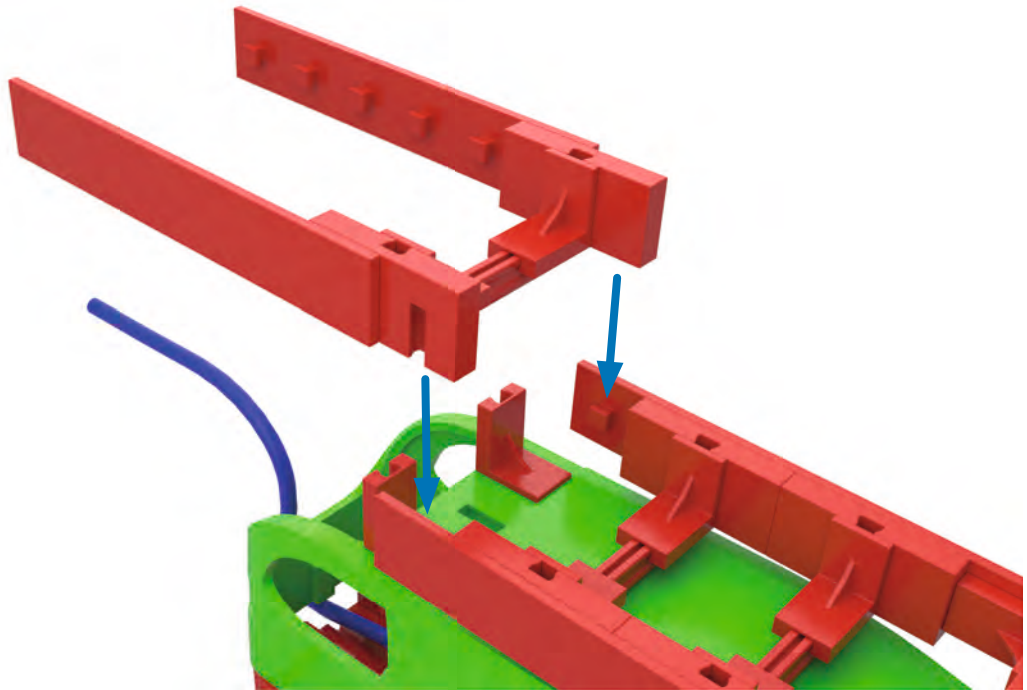
9




10




# 11




# 12



# 13



# 14





# 15




1 x



4 x





4 x

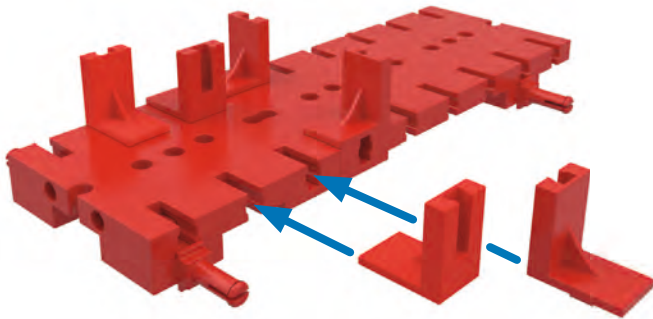




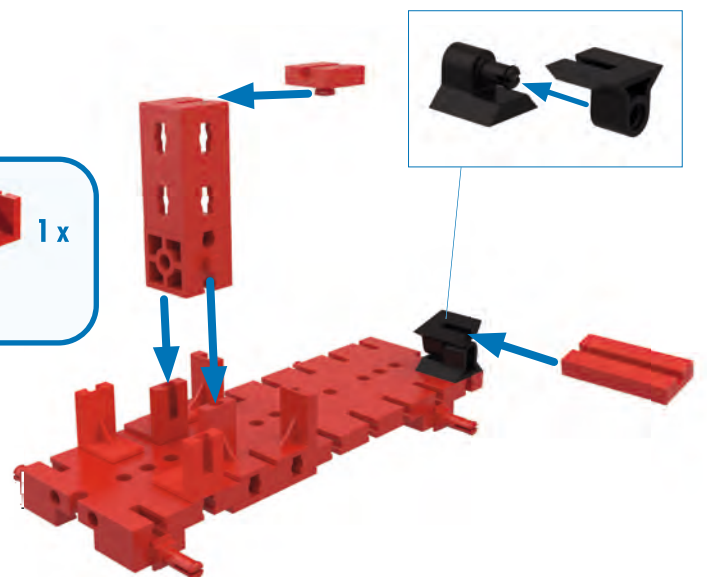

1




2



3








4


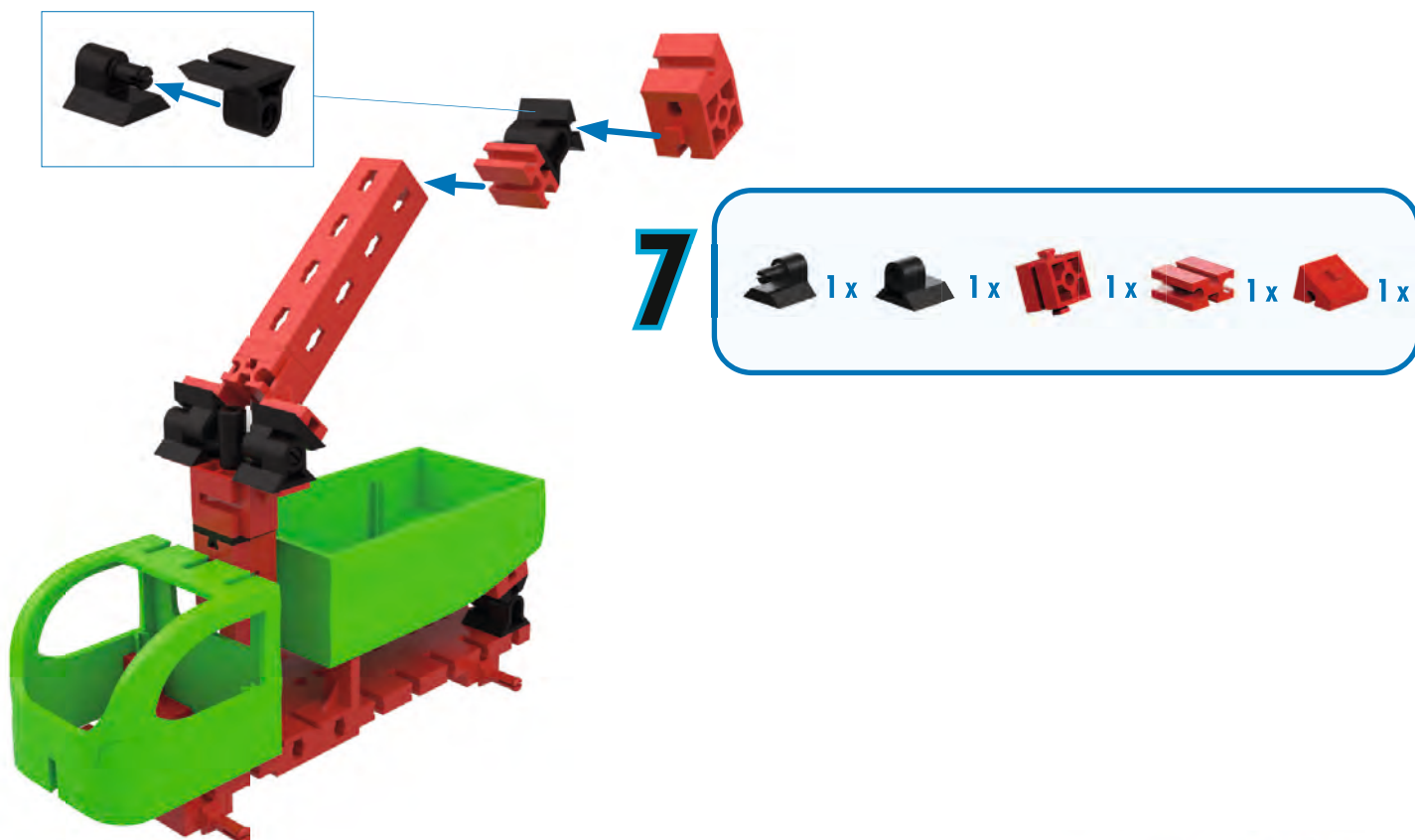


5



6










9



10







- Werde Mitglied im kostenlosen fischertechnik Fan Club und nutze die Vorteile. Melde dich hierzu einfach unter **[www.fischertechnik.de/FanClub](http://www.fischertechnik.de/FanClub)** an.
- Become a member of the free fischertechnik fan club and take advantage of the benefits. Simply register at **[www.fischertechnik.de/FanClub](http://www.fischertechnik.de/FanClub)**
- Deviens membre du Fan club fischertechnik gratuit et profite de nombreux avantages. Il suffit de t'inscrire sur **[www.fischertechnik.de/FanClub](http://www.fischertechnik.de/FanClub)**.
- Word lid van de gratis fischertechnik Fan Club en maak gebruik van de voordelen. Meldt u hiervoor aan op **[www.fischertechnik.de/FanClub](http://www.fischertechnik.de/FanClub)**.
- Hazte miembro del club de aficionados gratuito de fischertechnik y disfruta de todas las ventajas. Regístrate en **[www.fischertechnik.de/FanClub](http://www.fischertechnik.de/FanClub)**.
- Torne-se um membro do fã-clube gratuito da Fischertechnike aproveite-a. Basta registrar-se em **[www.fischertechnik.de/FanClub](http://www.fischertechnik.de/FanClub)**.
- Diventa membro del fan club gratuito di fischertechnik e sfrutta tutti i vantaggi. Basta registrarsi a **[www.fischertechnik.de/FanClub](http://www.fischertechnik.de/FanClub)**.
- Стань членом бесплатного фан-клуба fischertechnik и пользуйся преимуществами. Для этого просто зарегистрируйся по адресу **[www.fischertechnik.de/FanClub](http://www.fischertechnik.de/FanClub)**.
- x免费加入慧鱼粉丝俱乐部 (fischertechnik Fan Club) 会员，即刻享受会员福利。只需前往 **[www.fischertechnik.de/FanClub](http://www.fischertechnik.de/FanClub)** 完成注册即可。